

UPOV

TG/112/4(proj.4)

ORIGINAL: English

DATE: 2005-07-28

INTERNATIONAL UNION FOR THE PROTECTION OF NEW VARIETIES OF PLANTS

GENEVA

DRAFT

MANGO

UPOV Code: MANGI_IND

Mangifera indica L.

GUIDELINES

FOR THE CONDUCT OF TESTS

FOR DISTINCTNESS, UNIFORMITY AND STABILITY

*prepared by an expert from South Africa**to be considered by the Technical Working Party for Fruit Crops at its thirty-sixth session,
to be held in Kôfu, Japan, from September 5 to 9, 2005*

Alternative Names:*

<i>Botanical name</i>	<i>English</i>	<i>French</i>	<i>German</i>	<i>Spanish</i>
<i>Mangifera indica</i> L.	Mango	Manguier	Mango	Mango

The purpose of these guidelines ("Test Guidelines") is to elaborate the principles contained in the General Introduction (document TG/1/3), and its associated TGP documents, into detailed practical guidance for the harmonized examination of distinctness, uniformity and stability (DUS) and, in particular, to identify appropriate characteristics for the examination of DUS and production of harmonized variety descriptions.

ASSOCIATED DOCUMENTS

These Test Guidelines should be read in conjunction with the General Introduction and its associated TGP documents.

* These names were correct at the time of the introduction of these Test Guidelines but may be revised or updated. [Readers are advised to consult the UPOV Code, which can be found on the UPOV Website (www.upov.int), for the latest information.]

<u>TABLE OF CONTENTS</u>	<u>PAGE</u>
1. SUBJECT OF THESE TEST GUIDELINES	3
2. MATERIAL REQUIRED	3
3. METHOD OF EXAMINATION	3
3.1 Number of Growing Cycles.....	3
3.2 Testing Place	3
3.3 Conditions for Conducting the Examination	3
3.4 Test Design	4
3.5 Number of Plants / Parts of Plants to be Examined	4
3.6 Additional Tests.....	4
4. ASSESSMENT OF DISTINCTNESS, UNIFORMITY AND STABILITY	4
4.1 Distinctness.....	4
4.1.1 <i>General Recommendations</i>	4
4.1.2 <i>Consistent Differences</i>	4
4.1.3 <i>Clear Differences</i>	4
4.2 Uniformity	4
4.3 Stability	5
5. GROUPING OF VARIETIES AND ORGANIZATION OF THE GROWING TRIAL	5
6. INTRODUCTION TO THE TABLE OF CHARACTERISTICS	5
6.1 Categories of Characteristics	5
6.1.1 <i>Standard Test Guidelines Characteristics</i>	5
6.1.2 <i>Asterisked Characteristics</i>	6
6.2 States of Expression and Corresponding Notes	6
6.3 Types of Expression	6
6.4 Example Varieties	6
6.5 Legend	6
7. TABLE OF CHARACTERISTICS/TABLEAU DES CARACTÈRES/MERKMALSTABELLE/TABLA DE CARACTERES	7
8. EXPLANATIONS ON THE TABLE OF CHARACTERISTICS	22
8.1 Explanations covering several characteristics	22
8.2 Explanations for individual characteristics.....	23
9. LITERATURE	29
10. TECHNICAL QUESTIONNAIRE	30

1. Subject of these Test Guidelines

These Test Guidelines apply to all varieties of *Mangifera indica* L.

2. Material Required

2.1 The competent authorities decide on the quantity and quality of the plant material required for testing the variety and when and where it is to be delivered. Applicants submitting material from a State other than that in which the testing takes place must ensure that all customs formalities and phytosanitary requirements are complied with.

2.2 The material is to be supplied in the form of budsticks.

2.3 The minimum quantity of plant material, to be supplied by the applicant, should be:

12 budsticks, sufficient to propagate 5 trees.

2.4 The plant material supplied should be visibly healthy, not lacking in vigor, nor affected by any important pest or disease.

2.5 The plant material should not have undergone any treatment, which would affect the expression of the characteristics of the variety, unless the competent authorities allow or request such treatment. If it has been treated, full details of the treatment must be given.

3. Method of Examination

3.1 *Number of Growing Cycles*

The minimum duration of tests should normally be two independent growing cycles.

The growing cycle is considered to be the period ranging from the beginning of active vegetative growth or flowering, continuing through active vegetative growth or flowering and fruit development and concluding with the harvesting of fruit.

3.2 *Testing Place*

Tests are normally conducted at one place. In the case of tests conducted at more than one place, guidance is provided in TGP/9 “Examining Distinctness”.

3.3 *Conditions for Conducting the Examination*

The tests should be carried out under conditions ensuring satisfactory growth for the expression of the relevant characteristics of the variety and for the conduct of the examination. In particular, it is essential that the trees produce a satisfactory crop of fruit in each of the two growing cycles.

3.4 *Test Design*

The design of the tests should be such that plants or parts of plants may be removed for measurement or counting without prejudice to the observations which must be made up to the end of the growing cycle.

3.5 *Number of Plants / Parts of Plants to be Examined*

Unless otherwise indicated, all observations should be made on 5 plants or parts taken from each of 5 plants. In the case of parts of plants, the number to be taken from each of the plants should be 2.

3.6 *Additional Tests*

Additional tests, for examining relevant characteristics, may be established.

4. Assessment of Distinctness, Uniformity and Stability

4.1 *Distinctness*

4.1.1 General Recommendations

It is of particular importance for users of these Test Guidelines to consult the General Introduction prior to making decisions regarding distinctness. However, the following points are provided for elaboration or emphasis in these Test Guidelines.

4.1.2 Consistent Differences

The differences observed between varieties may be so clear that more than one growing cycle is not necessary. In addition, in some circumstances, the influence of the environment is not such that more than a single growing cycle is required to provide assurance that the differences observed between varieties are sufficiently consistent. One means of ensuring that a difference in a characteristic, observed in a growing trial, is sufficiently consistent is to examine the characteristic in at least two independent growing cycles.

4.1.3 Clear Differences

Determining whether a difference between two varieties is clear depends on many factors, and should consider, in particular, the type of expression of the characteristic being examined, i.e. whether it is expressed in a qualitative, quantitative, or pseudo-qualitative manner. Therefore, it is important that users of these Test Guidelines are familiar with the recommendations contained in the General Introduction prior to making decisions regarding distinctness.

4.2 *Uniformity*

4.2.1 It is of particular importance for users of these Test Guidelines to consult the General Introduction prior to making decisions regarding uniformity. However, the following points are provided for elaboration or emphasis in these Test Guidelines.

4.2.2 For the assessment of uniformity, a population standard of 1% and an acceptance probability of at least 95% should be applied. In the case of a sample size of 5 plants, no off-types are allowed.

4.3 *Stability*

4.3.1 In practice, it is not usual to perform tests of stability that produce results as certain as those of the testing of distinctness and uniformity. However, experience has demonstrated that, for many types of variety, when a variety has been shown to be uniform, it can also be considered to be stable.

4.3.2 Where appropriate, or in cases of doubt, stability may be tested, either by growing a further generation, or by testing a new plant stock to ensure that it exhibits the same characteristics as those shown by the previous material supplied.

5. Grouping of Varieties and Organization of the Growing Trial

5.1 The selection of varieties of common knowledge to be grown in the trial with the candidate varieties and the way in which these varieties are divided into groups to facilitate the assessment of distinctness are aided by the use of grouping characteristics.

5.2 Grouping characteristics are those in which the documented states of expression, even where produced at different locations, can be used, either individually or in combination with other such characteristics: (a) to select varieties of common knowledge that can be excluded from the growing trial used for examination of distinctness; and (b) to organize the growing trial so that similar varieties are grouped together.

5.3 The following have been agreed as useful grouping characteristics:

- (a) Mature fruit: ratio length/width (characteristic 23 (old 45));
- (b) Mature fruit: shape of ventral shoulder (characteristic 33 (old 58));
- (c) Seed: embryony (characteristic 55 (old 93));
- (d) Time of fruit maturity (characteristic 57 (old 95)).

5.4 Guidance for the use of grouping characteristics, in the process of examining distinctness, is provided through the General Introduction.

6. Introduction to the Table of Characteristics

6.1 *Categories of Characteristics*

6.1.1 Standard Test Guidelines Characteristics

Standard Test Guidelines characteristics are those which are approved by UPOV for examination of DUS and from which members of the Union can select those suitable for their particular circumstances.

6.1.2 Asterisked Characteristics

Asterisked characteristics (denoted by *) are those included in the Test Guidelines which are important for the international harmonization of variety descriptions and should always be examined for DUS and included in the variety description by all members of the Union, except when the state of expression of a preceding characteristic or regional environmental conditions render this inappropriate.

6.2 *States of Expression and Corresponding Notes*

States of expression are given for each characteristic to define the characteristic and to harmonize descriptions. Each state of expression is allocated a corresponding numerical note for ease of recording of data and for the production and exchange of the description.

6.3 *Types of Expression*

An explanation of the types of expression of characteristics (qualitative, quantitative and pseudo-qualitative) is provided in the General Introduction.

6.4 *Example Varieties*

Where appropriate, example varieties are provided to clarify the states of expression of each characteristic.

6.5 *Legend*

(*) Asterisked characteristic – see Chapter 6.1.2

QL Qualitative characteristic – see Chapter 6.3

QN Quantitative characteristic – see Chapter 6.3

PQ Pseudo-Qualitative characteristic – see Chapter 6.3

(a)–(e) See Explanations on the Table of Characteristics in Chapter 8.1

(+) See Explanations on the Table of Characteristics in Chapter 8.2

7. Table of Characteristics/Tableau des caractères/Merkmalstabelle/Tabla de caracteres

	English	français	deutsch	español	Example Varieties Exemples Beispielssorten Variedades ejemplo	Note/ Nota
1. (* (*)	Tree: attitude of main branches	Arbre: port des rameaux principaux	Baum: Haltung der Hauptzweige			
PQ	erect	dressé	aufrecht		Kent	1
	spreading	horizontal	waagerecht		Irwin, Peach, Tommy Atkins, Zill	2
	drooping	retombant	hängend		Sensation	3
2. (* (+)	Young leaf: intensity of anthocyanin coloration	Jeune feuille: pigmentation anthocyanique	Junges Blatt: Anthocyanfärbung	Changed		
PQ	absent or very weak				Palmer	1
	weak				Early Gold, Irwin	3
	medium					5
	strong					7
	very strong				Osteen	9
3. (old 9)	Leaf blade: length	Feuille à complet développement: longueur	Vollentwickeltes Blatt: Länge			
QN (a)	short	courte	kurz		Adams, Heidi	3
	medium	moyenne	mittel		Kent, Peach, Tommy Atkins	5
	long	longue	lang		Florigon, Hood, Keitt	7
4. (old 10)	Leaf blade: width	Feuille à complet développement: largeur	Vollentwickeltes Blatt: Breite			
QN (a)	narrow	étroite	schmal		Heidi, Long Green, Peach	3
	medium	moyenne	mittel		Kent, Tommy Atkins	5
	broad	large	breit		Hood, Keitt, Nimrod, Osteen, Palmer	7

	English	français	deutsch	español	Example Varieties Exemples Beispielssorten Variedades ejemplo	Note/ Nota
5. (old 11) (*)	Leaf blade: ratio length/width	Feuille à complet développement: rapport longueur/ largeur	Vollentwickeltes Blatt: Verhältnis Länge/Breite			
QN	(a) very small	très petit	sehr klein			1
	small	petit	klein		Hood, Nimrod	3
	medium	moyen	mittel		Adams, Irwin, Sensation	5
	large	grand	groß		Florigon	7
	very large	très grand	sehr groß		Chene', Peach	9
6. (old 12) (+)	Leaf blade: shape	Feuille à complet développement: forme prédominante	Vollentwickeltes Blatt: vorwiegende Form			
PQ	(a) linear					1
	oblong	lancéolée à ovale	lanzettförmig bis eiförmig		Hood	2
	elliptic	elliptique	elliptisch			3
	ovate				Van Dyke	4
	obovate					5
7. (old 13)	Leaf blade: color	Feuille à complet développement: couleur	Vollentwickeltes Blatt: Farbe			
PQ	(a) yellow green	vert jaune	gelbgrün		Carrie, Zill	1
	light green	vert clair	hellgrün			2
	medium green	verte	grün			3
	dark green	vert foncé	dunkelgrün		Fascell, Long Green, Nimrod	4
8. (old 14) (+)	Leaf blade: twisting	Feuille à complet développement: torsion du limbe	Vollentwickeltes Blatt: Drehung der Blattspreite			
QL	(a) absent	absente	fehlend		Heidi, Hood, Keitt	1
	present	présente	vorhanden		Florigon, Peach, Zill	9

	English	français	deutsch	español	Example Varieties Exemples Beispielssorten Variedades ejemplo	Note/ Nota
9. (old 15) (+)	Leaf blade: shape in cross section	Feuille à complet développement: forme de la section transversale	Vollentwickeltes Blatt: Form im Querschnitt	changed		
QN	(a) straight or slightly concave	droite	gerade		Hood, Keitt, Kent, Palmer	1
	moderately concave	concave	konkav		Tommy Atkins	2
	strongly concave				Long Green, Peach, Zill	3
10. (old 20)	Leaf blade: spacing of secondary veins	Feuille à complet développement: espacement entre les nervures secondaires	Vollentwickeltes Blatt: Abstand zwischen den sekundären Adern			
QN	(a) very close	très faible	sehr gering		Early Gold	1
	close	faible	gering		Sensation	3
	medium	moyen	mittel		Adams	5
	wide	grand	groß		Nimrod	7
	very wide	très grand	sehr groß		Hood	9
11. (old 22)	Leaf blade: undulation of margin	Feuille à complet développement: ondulation du bord	Vollentwickeltes Blatt: Wellung des Randes			
QN	(a) absent or weak	faible	gering		Keitt, Kent, Tommy Atkins, Van Dyke	1
	medium	moyenne	mittel		Long Green, Zill	2
	strong	forte	stark		Chene, Early Gold, Florigon	3
12. (old 24) (+)	Leaf blade: shape of base	Feuille à complet développement: forme de la base	Vollentwickeltes Blatt: Form der Basis			
PQ	(a) acute	aiguë	spitz		Florigon, Sabre	1
	obtuse	obtuse	stumpf			2
	rounded	arrondie	abgerundet		Fascell, Kent	3

	English	français	deutsch	español	Example Varieties Exemples Beispielsorten Variedades ejemplo	Note/ Nota
13. (old 23) (+)	Leaf blade: shape of apex	Feuille à complet développement: forme du sommet	Vollentwickeltes Blatt: Form der Spitze			
PQ	(a) attenuate	pointu	mit lang ausgezogener Spitze		Florigon	1
	acuminate	acuminé	mit aufgesetzter Spitze		Gouveia, Nimrod	2
	acute	aigu	spitz		Hood	3
14. (old 26)	Petiole: attitude in relation to shoot	Feuille à complet développement: port du pétiole (par rapport à la tige)	Vollentwickeltes Blatt: Haltung des Stieles (im Verhältnis zum Stengel)			
QN	(a) erect	dressé	aufrecht		Sensation	1
	semi erect	demi-dressé	halb aufrecht		Peach	3
	perpendicular	perpendiculaire	senkrecht		Haden, Zill	5
	moderately recurved	retombant	zurückgebogen			7
	strongly recurved	très retombant	stark zurückgebogen			9
15. (old 27)	Petiole: length	Feuille à complet développement: longueur du pétiole	Voll entwickeltes Blatt: Länge des Stieles			
QN	(a) short	court	kurz		Adams	3
	medium	moyen	mittel			5
	long	long	lang		Kensington	7
16. (old 29) (* (+)	Inflorescence: length	Inflorescence: longueur	Blütenstand: Länge changed			
QN	(b) short	courte	kurz		Carrie, Long Green, Peach, Sabre	3
	medium	moyenne	mittel		Osteen, Zill	5
	long	longue	lang		Haden, Keitt, Kent	7

	English	français	deutsch	español	Example Varieties Exemples Beispielsorten Variedades ejemplo	Note/ Nota
17. (old 30)	Inflorescence: diameter	Inflorescence: largeur	Blütenstand: Breite	Changed		
(+)						
QN (b)	small	etroite	schmal		Peach, Sabre	3
	medium	moyenne	mittel		Sensation, Zill	5
	large	large	breit		Haden, Keitt	7
18. (old 31)	Inflorescence: ratio length/diameter	Inflorescence: rapport longueur/ largeur	Blütenstand: Verhältnis Länge/Breite	Changed		
(+)						
QN (b)	small	petit	klein		Kensington	3
	medium	moyen	mittel		Haden, Tommy Atkins, Zill	5
	large	grand	gross		Irwin	7
19. (old 32)	Inflorescence: number of primary branches	Inflorescence: nombre de rameaux	Blütenstand: Anzahl Zweige			
(+)						
QN (b)	few	petit	gering		Sensation, Smith	3
	medium	moyen	mittel			5
	many	grand	gross		Haden, Keitt, Osteen	7
20. (old 33) (*)	Inflorescence: intensity of anthocyanin coloration of axis and branches	Inflorescence: couleur de l'axe et des rameaux	Blütenstand: Farbe der Achse und der Zweige	changed		
QN (b)	absent or very weak					1
	weak				Early gold, Kensington, Long Green	3
	medium				Haden, Peach, Sensation	5
	strong				Heidi, Hood, Irwin, Kent, Palmer, Smith, Van Dyke, Zill	7
	very strong				Osteen, Tommy Atkins	9

	English	français	deutsch	español	Example Varieties Exemples Beispielssorten Variedades ejemplo	Note/ Nota
21. (old 43) (* (+)	Mature fruit: length	Fruit prêt à cueillir: longueur	Erntereife Frucht: Länge			
QN (c)	very short	très court	sehr kurz			1
	short	court	kurz	Adams		3
	medium	moyen	mittel	Irwin		5
	long	long	lang	Sabre, Tommy Atkins		7
	very long	très long	sehr lang	Anderson		9
22. (old 44) (* (+)	Mature fruit: width	Fruit prêt à cueillir: largeur	Erntereife Frucht: Breite			
QN (c)	very narrow	très étroit	sehr schmal			1
	narrow	étroit	schmal	Adams		3
	medium	moyen	mittel	Irwin, Zill		5
	broad	large	breit	Keitt, Nimrod		7
	very broad	très large	sehr breit	Extrema		9
23. (old 45) (* (+)	Mature fruit: ratio length/width	Fruit prêt à cueillir: rapport longueur/ largeur	Erntereife Frucht: Verhältnis Länge/Breite			
QN (c)	very small	très petit	sehr klein	Extrema, Santa Alexandrina		1
	small	petit	klein	Fascell, Sheil		3
	medium	moyen	mittel	Sensation, Tommy Atkins		5
	large	grand	gross	Carrie, Gouveia		7
	very large	très grand	sehr groß	Anderson, Sabre		9

	English	français	deutsch	español	Example Varieties Exemples Beispielsorten Variedades ejemplo	Note/ Nota
24. (old 46) (*) (+)	Mature fruit: shape in cross section	Fruit prêt à cueillir: forme de la section transversale	Erntereife Frucht: Form im Querschnitt			
PQ	(c) narrow elliptic	elliptique étroite	schmal elliptisch		Gouveia	1
	broad elliptic	elliptique large	breit elliptisch		Sabre, Tommy Atkins	2
	circular	arrondie	abgerundet		Extrema, Santa Alexandrina	3
25. (old 47) (*)	Mature fruit: color of skin	Fruit prêt à cueillir: couleur de l'épiderme	Erntereife Frucht: Farbe der Schale			
PQ	(c) only yellow					1
	only green	seulement vert	nur grün		Carrie	2
	green and yellow					3
	green and orange	vert et orange	grün und orange		Gouveia	4
	green and pink	vert et rose	grün und rosa		Kensington	5
	green and red	vert et rouge	grün und rot		Fascell	6
	green and purple	vert et violet	grün und purpur		Sensation, Zill	7
26. (old 50)	Mature fruit: density of lenticels	Fruit prêt à cueillir: densité des lenticelles	Erntereife Frucht: Dichte der Lentizellen			
QN	(c) sparse	faible	locker		Carrie, Fascell, Kensington	3
	(e) medium	moyenne	mittel		Sabre, Tommy Atkins	5
	dense	forte	dicht		Haden, Hood, Kent, Sensation	7
27. (old 51)	Mature fruit: color contrast between lenticels and skin	Fruit prêt à cueillir: netteté des lenticelles	Erntereife Frucht: Ausprägung der Lentizellen	changed		
QN	(c) weak	faible	gering		Kensington, Peach, Sandersha	3
	(e) medium	moyenne	mittel		Sheil	5
	strong	forte	stark		Haden, Kensington, Ruby	7

	English	français	deutsch	español	Example Varieties Exemples Beispielsorten Variedades ejemplo	Note/ Nota
28. (old 52)	Mature fruit: size of lenticels	Fruit prêt à cueillir: taille des lenticelles	Erntereife Frucht: Größe der Lentizellen			
QN	(c) small	petites	klein		Sandersha, Sensation	3
	(e) medium	moyennes	mittel			5
	large	grandes	groß		Haden, Sheil	7
29. (old 53)	Mature fruit: roughness of surface (corkiness) caused by lenticels	Fruit prêt à cueillir: rugosité de la surface causée par des lenticelles	Erntereife Frucht: durch Lentizellen bedingte Rauheit der Oberfläche	Changed		
QL	(c) absent	absente	fehlend		Hood, Peach, Zill	1
	present	présente	vorhanden		Haden, Kensington	9
30. (old 54)	Mature fruit: stalk cavity	Fruit prêt à cueillir: cavité pédonculaire	Erntereife Frucht: Stielhöhle	Changed		
(+)						
QN	(c) absent or shallow	absente	fehlend		Adams, Ruby	1
	medium				Haden	2
	deep	présente	vorhanden		Nimrod	3
31. (old 56)	Mature fruit: presence of neck	Fruit prêt à cueillir: collet	Erntereife Frucht: Hals			
(+)						
QL	(c) absent	absent	fehlend		Fascell, Zill	1
	present	présent	vorhanden		Long Green, Ruby	9
32. (old 57)	Mature fruit: length of neck	Fruit prêt à cueillir: netteté du collet	Erntereife Frucht: Ausprägung des Halses			
QN	(c) short	faible	gering		Peach, Sandersha	3
	medium	moyenne	mittel			5
	long	forte	stark		Ruby	7

	English	français	deutsch	español	Example Varieties Exemples Beispielsorten Variedades ejemplo	Note/ Nota
33. (old 58) (* (+)	Mature fruit: shape of ventral shoulder	Fruit prêt à cueillir: forme de l'épaule gauche	Erntereife Frucht: Form der linken Schulter	Changed notes		
PQ	(c) rounded upward	arrondie vers le haut	abgerundet nach oben		Tommy Atkins	1
	rounded outward	arrondie horizontale	abgerundet abstehend		Florigon, Irwin, Palmer, Zill	2
	rounded downward	arrondie vers le bas	abgerundet nach unten		Keitt, Ruby, Sandersha	3
	sloping downward	inclinée vers le bas	nach unten geneigt		Long Green	4
	falling abruptly	rupture brusque	abrupt abfallend			5
34. (old 59) (* (+)	Mature fruit: shape of dorsal shoulder	Fruit prêt à cueillir: forme de l'épaule droite	Erntereife Frucht: Form der rechten Schulter	Changed notes		
PQ	(c) rounded upward	arrondie vers le haut	abgerundet nach oben			1
	rounded outward	arrondie horizontale	abgerundet abstehend		Fascell	2
	rounded downward	arrondie vers le bas	abgerundet nach unten		Irwin, Ruby, Zill	3
	sloping downward	inclinée vers le bas	nach unten geneigt		Keitt	4
	falling abruptly	rupture brusque	abrupt abfallend		Long Green, Palmer, Sandersha	5
35. (old 61) (+)	Mature fruit: length of groove in ventral shoulder	Fruit prêt à cueillir: longueur du sillon dans l'épaule gauche	Erntereife Frucht: Länge der Furche in der linken Schulter	Changed		
QN	(c) absent or short	court	kurz		Fascell, Sheil	1
	medium	moyenne	mittel		Kensington	2
	long	long	lang			3

	English	français	deutsch	español	Example Varieties Exemples Beispielssorten Variedades ejemplo	Note/ Nota
36. (old 62) (+)	Mature fruit: depth of groove in ventral shoulder	Fruit prêt à cueillir: profondeur du sillon dans l'épaule gauche	Erntereife Frucht: Tiefe der Furche in der linken Schulter	Changed		
QN	(c) absent or shallow	peu profond	flach		Fascell	1
	medium	moyen	mittel		Sheil	2
	deep	profond	tief		Kensington	3
37. (old 63) (+)	Mature fruit: bulging on ventral shoulder	Fruit prêt à cueillir: excroissance sur l'épaule gauche	Erntereife Frucht: Auswuchs auf der linken Schulter	Changed		
QL	(c) absent	absente	fehlend		Peach, Ruby	1
	present	présente	vorhanden		Fascell, Zill	9
38. (old 64) (*) (+)	Mature fruit: presence of sinus	Fruit prêt à cueillir: sinus proximal de la cicatrice stytaire	Erntereife Frucht: Sinus proximal von der Griffelnarbe			
QL	(c) absent	absent	fehlend		Fascell, Hood, Kent	1
	present	présent	vorhanden		Gouveia, Sabre, Sandersha	9
39. (old 65) (*)	Mature fruit: depth of sinus	Fruit prêt à cueillir: netteté du sinus proximal de la cicatrice stytaire	Erntereife Frucht: Ausprägung des Sinus proximal von der Griffelnarbe			
QN	(c) shallow	faible	gering		Florigon, Peach	3
	medium	moyenne	mittel		Kensington	5
	deep	forte	stark		Anderson, Sabre	7
40. (old 66) (*) (+)	Mature fruit: bulging proximal of stylar scar	Fruit prêt à cueillir: excroissance proximale de la cicatrice stytaire	Erntereife Frucht: Auswuchs proximal von der Griffelnarbe	Changed		
QN	(c) absent or weak	absente	fehlend		Adams, Anderson	1
	medium					2
	strong	présente	vorhanden		Nimrod, Sheil	3

	English	français	deutsch	español	Example Varieties Exemples Beispielssorten Variedades ejemplo	Note/ Nota
41. (old 68)	Mature fruit: point at stylar scar			changed		
QN	(c) absent or small				Kent, Sheil	1
	medium					2
	large				Kensington, Long Green, Sandersha	3
42. (old 69)	Mature fruit: diameter of stalk attachment	Fruit prêt à cueillir: diamètre du pédoncule	Erntereife Frucht: Durchmesser des Stieles			
QN	(c) small	petit	klein		Irwin, Sensation	3
	medium	moyen	mittel		Adams	5
	large	grand	groß		Tommy Atkins	7
43. (old 71) (*)	Ripe fruit: predominant color of skin	Fruit mûr: couleur prédominante de l'épiderme	Essreife Frucht: überwiegende Farbe der Schale			
PQ	(d) green	vert	grün		Long Green	1
	yellow green	vert jaune	gelbgrün		Carrie, Sandersha	2
	green and yellow	vert et jaune	grün und gelb		Early Gold	3
	yellow	jaune	gelb			4
	yellow orange				Kensington	5
	yellow and orange	jaune et orange	gelb und orange		Peach	6
	orange	orange	orange			7
	yellow and red	jaune et rouge	gelb und rot		Adams, Haden, Ruby, Sensation, Zill	8
	orange and red	orange et rouge	orange und rot			9
	red	rouge	rot		Van Dyke	10
	orange and purple	orange et violet	orange und purpur		Tommy Atkins	11
	red and purple	rouge et violet	rot und purpur			12
	purple	violet	purpur			13

	English	français	deutsch	español	Example Varieties Exemples Beispielsorten Variedades ejemplo	Note/ Nota
44. (old 73)	Ripe fruit: speckling of skin	Fruit mûr: répartition de la couleur de l'épiderme	Essreife Frucht: Verteilung der Farbe der Schale	Changed		
QN (d)	absent or very weak	uniforme	einheitlich			1
	weak	tachetée	gefleckt		Kensington	3
	medium					5
	strong				Sheil	7
45. (old 75)	Ripe fruit: thickness of skin	Fruit mûr: épaisseur de l'épiderme	Essreife Frucht: Dicke der Schale			
QN (d)	thin	fin	dünn		Adams, Carrie, Florigon	3
	medium	moyen	mittel		Sabre, Sheil	5
	thick	epais	dick		Haden	7
46. (old 76)	Ripe fruit: adherence of skin to flesh	Fruit mûr: adhérence de l'épiderme à la chair	Essreife Frucht: Anhaften der Schale am Fleisch			
QN (d)	weak	faible	gering		Peach	3
	medium	moyenne	mittel			5
	strong	forte	stark		Fascell, Sheil, Zill	7
47. (old 77) (*)	Ripe fruit: main color of flesh	Fruit mûr: couleur principale de la chair	Essreife Frucht: Hauptfarbe des Fleisches			
PQ (d)	greenish yellow	jaune verdâtre	grünlichgelb			1
	light yellow	jaune pâle	hellgelb			2
	medium yellow	jaune	gelb			3
	light orange	orange pâle	hellorange		Extrema	4
	medium orange	orange	orange			5
	dark orange	orange foncé	dunkelorange			6

	English	français	deutsch	español	Example Varieties Exemples Beispielssorten Variedades ejemplo	Note/ Nota
48. (old 78)	Ripe fruit: firmness of flesh	Fruit mûr: fermeté de la chair	Essreife Frucht: Festigkeit des Fleisches			
QN (d)	soft	molle	weich		Carrie, Sheil	3
	medium	moyenne	mittel		Haden, Zill	5
	firm	ferme	fest		Peach, Sensation, Tommy Atkins	7
49. (old 79)	Ripe fruit: juiciness	Fruit mûr: succulence	Essreife Frucht: Saftigkeit			
QN (d)	dry	sec	trocken			3
	medium	moyen	mittel		Tommy Atkins	5
	juicy	juteux	saftig		Carrie	7
50. (old 80)	Ripe fruit: texture of flesh	Fruit mûr: texture de la chair	Essreife Frucht: Textur des Fleisches			
QN (d)	fine	fine	fein		Adams, Fascell	3
	medium	moyenne	mittel		Tommy Atkins	5
	coarse	grossière	grob		Sheil	7
51. (old 81) (*)	Ripe fruit: amount of fiber	Fruit mûr: importance de la fibre non charnue de la chair attachée au noyau	Essreife Frucht: Anteil der am Kern anliegenden nicht- fleischigen Fasern des Fleisches	Changed		
QN (d)	very low	très faible	sehr klein		Haden, Heidi, Irwin, Keitt, Kensington, Kent, Zill	1
	low	faible	klein		Tommy Atkins	3
	medium	moyenne	mittel		Sabre	5
	high	forte	groß			7
	very high	très forte	sehr groß		Kidney, Peach	9

	English	français	deutsch	español	Example Varieties Exemples Beispielssorten Variedades ejemplo	Note/ Nota
52. (old 83) (*)	Ripe fruit: turpentine flavor	Fruit mûr: saveur térébenthine	Essreife Frucht: Terpentin- geschmack			
QL	(d) absent	absente	fehlend		Kent, Sensation	1
	present	présente	vorhanden		Extrema, Kensington, Sandersha	9
53. (old 85)	Stone: relief of surface	Noyau: relief de la surface	Kern: Relief der Oberfläche			
PQ	grooved	cannelé	gefurcht		Extrema, Keitt, Kensington, Long Green, Peach, Sabre, Zill	1
	smooth	lisse	glatt		Ruby	2
	ridged	annelé	geringelt		Heidi, Irwin, Kent, Tommy Atkins	3
54. (old 92)	Seed: shape	Semence: forme	Samen: Form			
QL	oblong	rectangulaire	rechteckig		Sabre	1
	reniform	faiblement réniforme	leicht nierenförmig			2
55. (old 93) (*)	Seed: embryony	Semence: polyembryonnie	Samen: Polyembryonie			
QL	monoembryonic	absente	fehlend		Sensation, Tommy Atkins	1
	polyembryonic	présente	vorhanden		Peach, Sabre	2
56. (old 94)	Time of beginning of flowering	Époque de début de floraison	Zeitpunkt des Blühbeginns			
QN	early	précoce	früh		Early Gold	3
	medium	moyenne	mittel		Fascell	5
	late	tardive	spät		Sensation	7

	English	français	deutsch	español	Example Varieties Exemples Beispielsorten Variedades ejemplo	Note/ Nota
57. (old 95) (*)	Time of fruit maturity	Époque de maturité des fruits	Zeitpunkt der Fruchtreife			
QN	very early	très précoce	sehr früh		Early Gold, Florigon, Long Green	1
	early	précoce	früh		Zill	3
	medium	moyenne	mittel		Fascell, Nimrod, Tommy Atkins	5
	late	tardive	spät		Sensation	7
	very late	très tardive	sehr spät		Keitt	9

8. Explanations on the Table of Characteristics

8.1 *Explanations covering several characteristics*

Characteristics containing the following key in the second column of the Table of Characteristics should be examined as indicated below:

- (a) Observations on the leaf which should be on mature leaves in the middle third of the youngest shoots not showing signs of active growth. The attitude of the petiole should be observed on upward growing shoots.
- (b) Inflorescences should be selected from terminal panicles of typical shoots from the exposed regions of the tree. Observations should be made at the time of full flowering. **(changed)**
- (c) The mature fruit is the fruit at the stage ready for harvesting. This stage is reached when the flesh is still quite firm and has not become juicy but has started coloring around the stone. All fruits for observation should be harvested from the periphery of the tree and ripened at room temperature without any artificial ripening agents.
- (d) The ripe fruit is the fruit at the stage ready for consumption. This stage is reached when the flesh is juicy and has become colored from the stone to the skin.
- (e) All observations on the lenticels should be made on the lateral side of the fruit.

8.2 *Explanations for individual characteristics*

Ad. 2: Young leaf: intensity of anthocyanin coloration

Observations should be made on active growth (flush) on the youngest leaves at the tip of the shoot. **(changed)**

Ad. 6 (old 12): Leaf blade: shape


TO BE UPDATED



1
trullate to ovate



2
elliptic



3
oblong

Ad. 8 (old 14): Leaf blade: twisting




1
absent



9
present

Ad. 9 (old 15): Leaf blade: shape in cross section



1
straight or slightly concave



2
moderately concave



3
strongly concave

Ad. 12 (old 24): Leaf blade: shape of base



1
acute



2
obtuse



3
rounded

Ad. 13 (old 23): Leaf blade: shape of apex



1
attenuate



2
acuminate



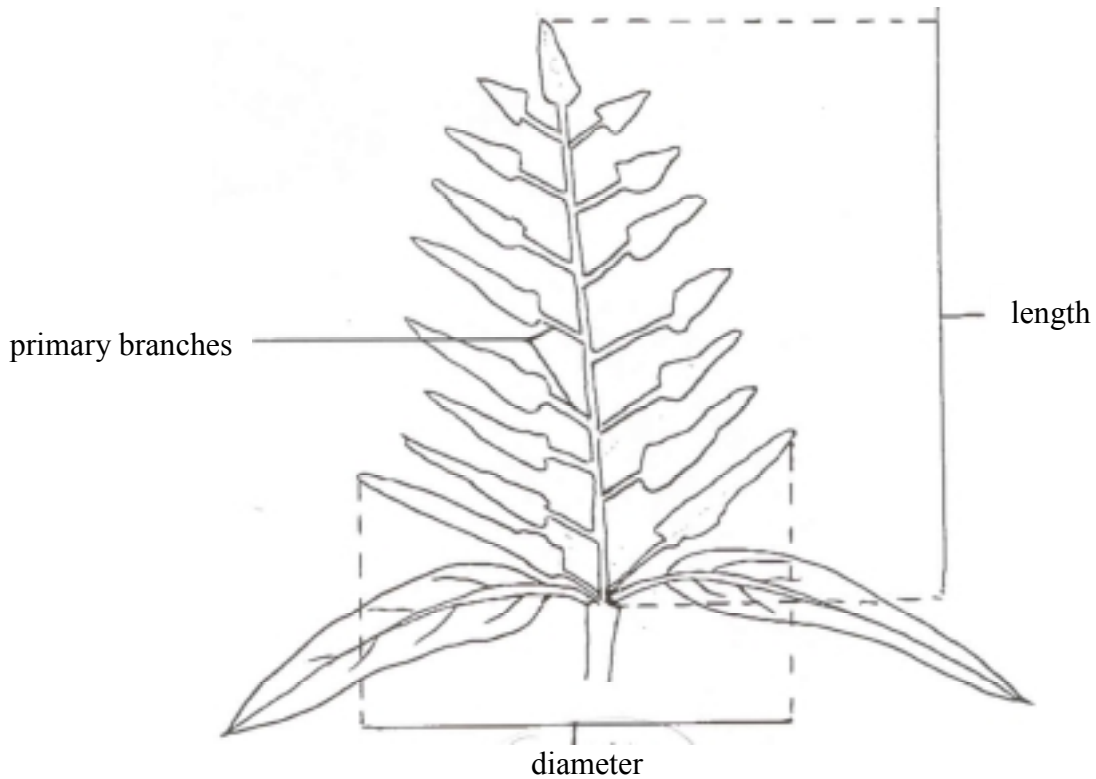
3
acute

Ad. 16 (old 29): Inflorescence: length

Ad. 17 (old 30): Inflorescence: diameter

Ad. 18 (old 31): Inflorescence: ratio length/diameter

Ad. 19 (old 32): Inflorescence: number of primary branches

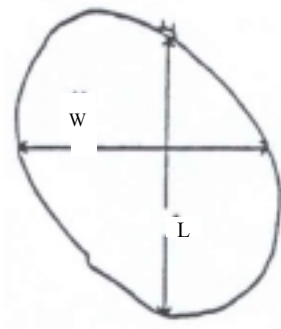
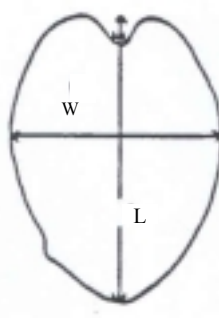
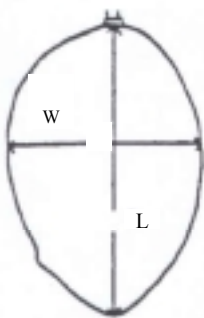


Ad. 21 (old 43): Mature fruit: length (= L)

Ad. 22 (old 44): Mature fruit: width (= W)

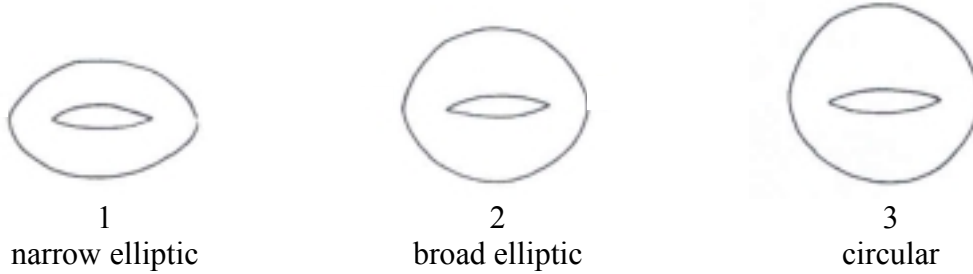
Ad. 23 (old 45): Mature fruit: ratio length/width

For observations on the length and width of the fruit, the fruit should be sawed lengthwise, through the stalk attachment and the styler scar. The outline may be traced and measurements made on paper. The length of the fruit is taken along the axis through the stalk attachment and the furthest point. The width is taken at the broadest part perpendicular to the length.

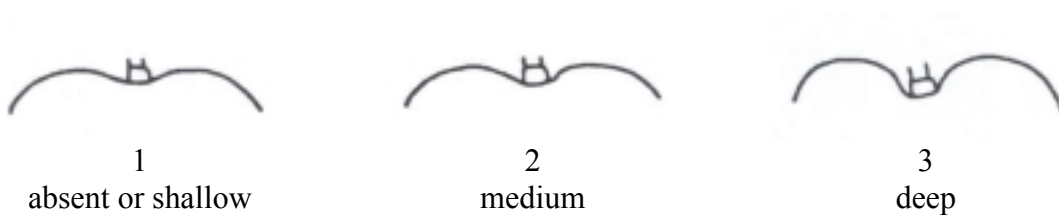


Ad. 24 (old 46): Mature fruit: shape in cross section

To determine the shape in cross section, the fruit should be sawed through the broadest part, at a right angle (perpendicular) to the length.



Ad. 30 (old 54): Mature fruit: stalk cavity

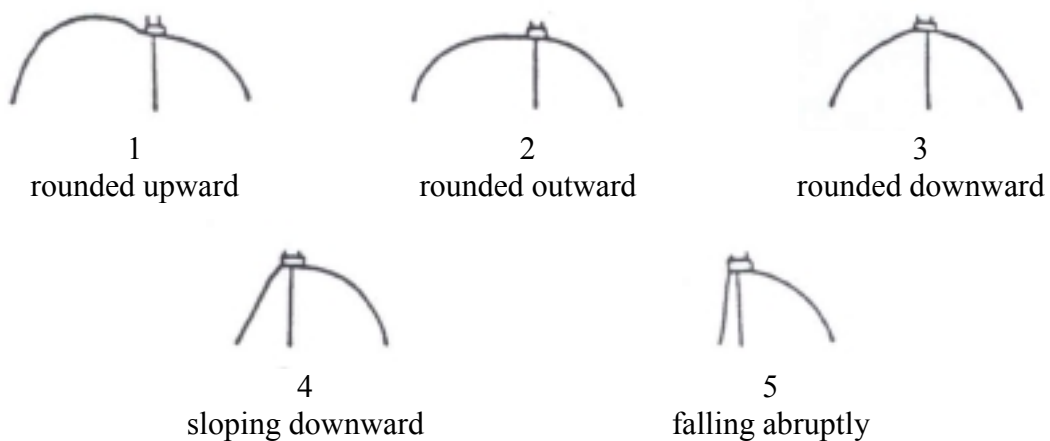


Ad. 31 (old 56): Mature fruit: presence of neck (changed)



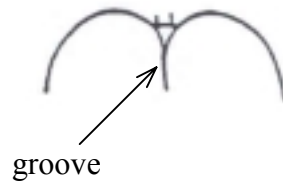
Ad. 33 (old 58): Mature fruit: shape of ventral shoulder

Ad. 34 (old 59): Mature fruit: shape of dorsal shoulder

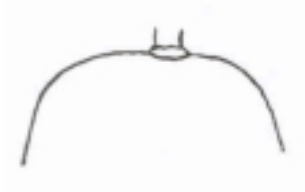


Ad. 35 (old 61): Mature fruit: length of groove in ventral shoulder

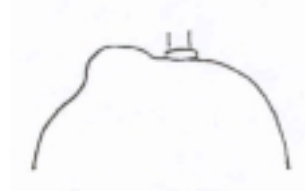
Ad. 36 (old 62): Mature fruit: depth of groove in ventral shoulder



Ad. 37 (old 63): Mature fruit: bulging on ventral shoulder



1
absent

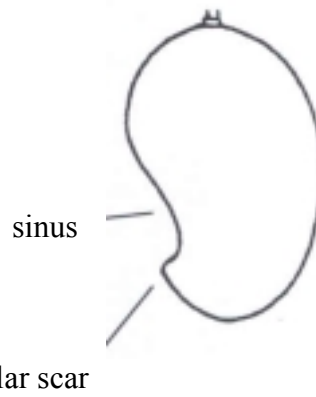


9
present

Ad. 38 (old 64): Mature fruit: presence of sinus



1
absent

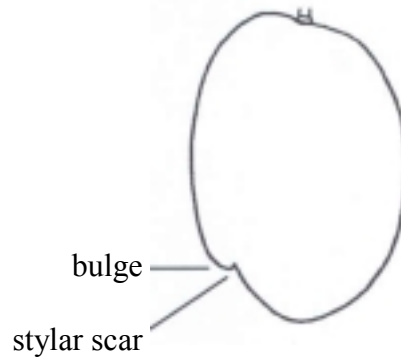


9
present

Ad. 40 (old 66): Mature fruit: bulging proximal of stylar scar



1
absent



9
present

9. Literature

ARTM 2003: Relevant literature to be added.

TWF 2003: ‘Mango Number’ reference to be completed.

ARTM 2004: Experts from India, Philippines and TFNet to provide further literature.

ZA 2004: Books by Campbell? And IPGRI Descriptors?

TWF 2003: ‘Mango Number’ reference to be completed.

Gangolly, S.R., Singh, R., Katyal, S.L., Singh, D., 1957: “The Mango,” Indian Council of Agricultural Research, New Delhi, India, pp. 19-459

Kurup, C.G.R. (Chief Editor), 1967: “The Mango: A Handbook,” Indian Council of Agricultural Research, New Delhi, India, pp. 14-31

“Mango Number,” Punjab Fruit Journal, nn. 82-83, 1960

Naik, K.C., Gangolly, S.R., 1950: “A Monograph on Classification and Nomenclature of South Indian Mangoes”, Superintendent, Government Press, Madras, India, pp. 36-273

Singh, L.B., 1960: “The Mango: Botany, Cultivation and Utilization,” Interscience Publishers, Leonard Hill, London, GB, New York, US, pp. 91-142

Singh, L.B., 1969: “Mango, Outlines of Perennial Crop Breeding in the Tropics,” Misc. Papers, 4. Landbouwhogeschool Edit., Wageningen, NL

Valmayor, R., 1962: “The Mango: Its Botany and Production,” University of the Philippines, College, Laguna

10. Technical Questionnaire

TECHNICAL QUESTIONNAIRE	Page {x} of {y}	Reference Number:
-------------------------	-----------------	-------------------

	Application date: (not to be filled in by the applicant)
--	---

TECHNICAL QUESTIONNAIRE
to be completed in connection with an application for plant breeders' rights

1. Subject of the Technical Questionnaire

1.1 Botanical name

1.2 Common name

2. Applicant

Name

Address

Telephone No.

Fax No.

E-mail address

Breeder (if different from applicant)

3. Proposed denomination and breeder's reference

Proposed denomination
(if available)

Breeder's reference

TECHNICAL QUESTIONNAIRE	Page {x} of {y}	Reference Number:
-------------------------	-----------------	-------------------

#4. Information on the breeding scheme and propagation of the variety

4.1 Breeding scheme

Variety resulting from:

4.1.1 Crossing

- (a) controlled cross []
(please state parent varieties)
- (b) partially known cross []
(please state known parent variety(ies))
- (c) unknown cross []

4.1.2 Mutation []
(please state parent variety)

4.1.3 Discovery and development []
(please state where and when discovered
and how developed)

4.1.4 Other []
(please provide details)

4.2 Method of propagating the variety

Authorities may allow certain of this information to be provided in a confidential section of the Technical Questionnaire.

TECHNICAL QUESTIONNAIRE	Page {x} of {y}	Reference Number:
-------------------------	-----------------	-------------------

5. Characteristics of the variety to be indicated (the number in brackets refers to the corresponding characteristic in Test Guidelines; please mark the note which best corresponds).

Characteristics	Example Varieties	Note
5.1 Mature fruit: ratio length/width (23)		
(old 45) very small	Extrema, Santa Alexandrina	1[]
small	Fascell, Sheil	3[]
medium	Sensation, Tommy Atkins	5[]
large	Carrie, Gouveia	7[]
very large	Anderson, Sabre	9[]
5.2 Mature fruit: shape of ventral shoulder (33)		
(old 58) rounded upward	Tommy Atkins	1[]
rounded outward	Florigon, Irwin, Palmer, Zill	2[]
rounded downward	Keitt, Ruby, Sandersha	3[]
sloping downward	Long Green	4[]
falling abruptly		5[]
5.3 Mature fruit: shape of dorsal shoulder (34)		
(old 59) rounded upward		1[]
rounded outward	Fascell	2[]
rounded downward	Irwin, Ruby, Zill	3[]
sloping downward	Keitt	4[]
falling abruptly	Long Green, Palmer, Sandersha	5[]
5.4 Mature fruit: presence of sinus (38)		
(old 64) absent	Fascell, Hood, Kent	1[]
present	Gouveia, Sabre, Sandersha	9[]

TECHNICAL QUESTIONNAIRE	Page {x} of {y}	Reference Number:
-------------------------	-----------------	-------------------

Characteristics	Example Varieties	Note
5.5 Mature fruit: bulging proximal of stylar scar (40)		
(old 66) absent or weak	Adams, Anderson	1[]
medium		2[]
strong	Nimrod, Sheil	3[]
5.6 Seed: embryony (55)		
(old 93) monoembryonic	Sensation, Tommy Atkins	1[]
polyembryonic	Peach, Sabre	2[]
5.7 Time of fruit maturity (57)		
(old 95) very early	Early Gold, Florigon, Long Green	1[]
early	Zill	3[]
medium	Fascell, Nimrod, Tommy Atkins	5[]
late	Sensation	7[]
very late	Keitt	9[]

6. Similar varieties and differences from these varieties

Please use the following table and box for comments to provide information on how your candidate variety differs from the variety (or varieties) which, to the best of your knowledge, is (or are) most similar. This information may help the examination authority to conduct its examination of distinctness in a more efficient way.

Denomination(s) of variety(ies) similar to your candidate variety	Characteristic(s) in which your candidate variety differs from the similar variety(ies)	Describe the expression of the characteristic(s) for the similar variety(ies)	Describe the expression of the characteristic(s) for your candidate variety
<i>(Example)</i>			

TECHNICAL QUESTIONNAIRE	Page {x} of {y}	Reference Number:
-------------------------	-----------------	-------------------

#7. Additional information which may help in the examination of the variety

7.1 In addition to the information provided in sections 5 and 6, are there any additional characteristics which may help to distinguish the variety?

Yes [] No []

(If yes, please provide details)

7.2 Are there any special conditions for growing the variety or conducting the examination?

Yes [] No []

(If yes, please provide details)

7.3 Other information

A representative color photograph of the variety should accompany the Technical Questionnaire.

8. Authorization for release

(a) Does the variety require prior authorization for release under legislation concerning the protection of the environment, human and animal health?

Yes [] No []

(b) Has such authorization been obtained?

Yes [] No []

If the answer to (b) is yes, please attach a copy of the authorization.

Authorities may allow certain of this information to be provided in a confidential section of the Technical Questionnaire.

TECHNICAL QUESTIONNAIRE	Page {x} of {y}	Reference Number:
-------------------------	-----------------	-------------------

9. Information on plant material to be examined.

9.1 The expression of a characteristic or several characteristics of a variety may be affected by factors, such as pests and disease, chemical treatment (e.g. growth retardants or pesticides), effects of tissue culture, different rootstocks, scions taken from different growth phases of a tree, etc.

9.2 The plant material should not have undergone any treatment which would affect the expression of the characteristics of the variety, unless the competent authorities allow or request such treatment. If the plant material has undergone such treatment, full details of the treatment must be given. In this respect, please indicate below, to the best of your knowledge, if the plant material to be examined has been subjected to:

- | | | |
|---|---------|--------|
| (a) Microorganisms (e.g. virus, bacteria, phytoplasma) | Yes [] | No [] |
| (b) Chemical treatment (e.g. growth retardant or pesticide) | Yes [] | No [] |
| (c) Tissue culture | Yes [] | No [] |
| (d) Other factors | Yes [] | No [] |

Please provide details of where you have indicated "yes".

.....

10. I hereby declare that, to the best of my knowledge, the information provided in this form is correct:

Applicant's name

Signature

Date

[End of document]